










INSTALL. INSTRUCTION

| NO | PARTS LIST | QTY PCS |
|----|---|------------|
| A |  | 1 |
| B |  | 1 |
| C |  | 2 |
| a |  M10*50mm | 2 |
| b |  M6*30mm | 2 |
| c |  M6 | 2 |
| d |  M6*5mm | 2 |
| e |  | 1 |
| f |  M10 | 1 |

